

STU2FABCR2



Product Family

Commercial width

Commercial height

Installation

N° baskets

Motor

EAN code

Dishwashers

60 cm

82 cm

Under counter built-in

3, FlexiDuo

Single phase

8017709303624



Programs / Functions



N. of programmes 10

Washing temperatures 38, 45, 50, 55, 65, 70, 75 °F

Soak Yes

Express 27' Yes

Mix Yes

Sterilise Yes

Delicate Yes

Auto Yes

Crystal & China Yes

Eco express Yes

Express 60' Yes

Pots & Pans Yes

Options



Dry Assist option Yes

Delay timer option Up to 9 hours

1/2 load FlexiZone Yes

option

Special programs option Yes

Baskets



Basket components colour Grey

Upper Basket With 1 foldable rack

Glass holder Yes

Height adjustment of the upper basket On three levels (5 cm)

Largest loadable dish in upper basket 23,5 inches

Lower Basket With 2 foldable racks

Lower basket with anti-drip inserts Yes

Largest loadable dish in lower basket 30,0 inches

Sliding Guides Extra
Glide

Yes

Cutlery basket

Yes

Technical Features



Width (mm) 23 9/16 "

Depth (mm) 21 7/16 "

Display type LED display (1 digit)

Product Height (mm) 32 3/16 "

Display Delayed start

Programme graphics Symbols

On/off indicator Yes

Salt light indicator Light

Rinse aid indicator Light

End of cycle indicator Acoustic signal

Washing system Planetarium

Third spray arm Single

Water softener With electronic setting

Turbidity sensor Yes

Aquatest

Flood protection system Total Acquastop

Max water hardness 100°fH;58°dH

Drying system Natural condenser drying, with Dry Assist automatic door opening system at the end of the cycle

Tub material Stainless steel

Filter Stainless steel

Concealed heating element Yes

Hinges Self balancing with fixed hinges

Min. and max plinth height 98 - 168 mm

Adjustable feet 7cm, from 820 to 890 mm

Additional gaskets Yes

Back cover Yes

Depth of dishwasher with open door (mm) 1146

Top cover Metallic sheet

Electrical Connection

Plug (A) USA e Messico

Connected power 1800 W

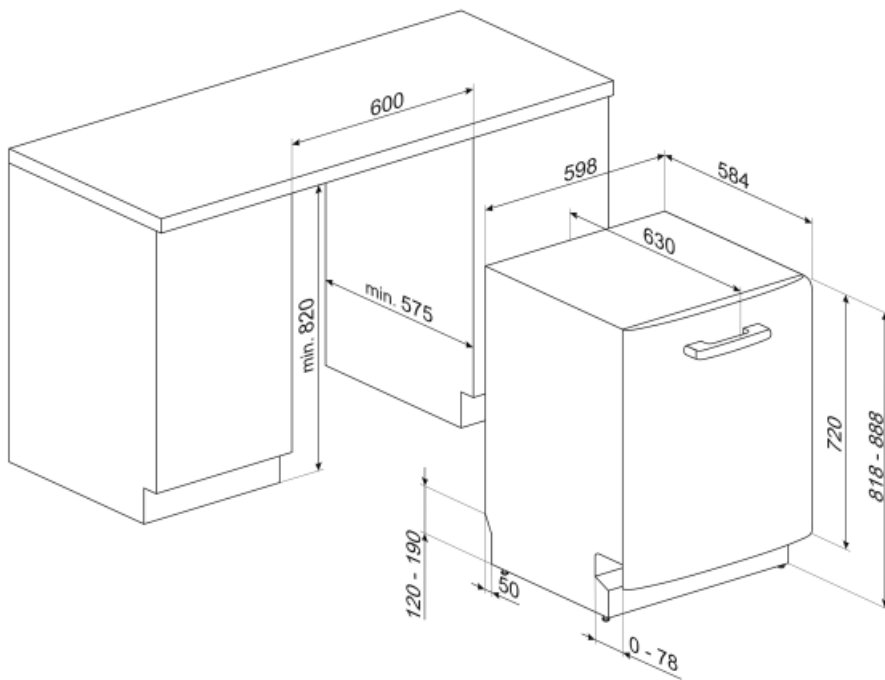
Current 13 A

Voltage 115 V

Frequency (Hz) 60 Hz

Type of connection Single-phase

Power supply cable length 140 "



Not included accessories

KITPL60FABB



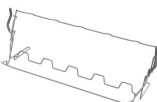
Toe kick Kit in White colour with adjustable height. Can be fitted over all the fully integrated and underbench models with Fixed Fulcrum. Can be installed also on the models with variable fulcrum or flexifit hinges.

KITPL60FABN



Toe kick Kit in Black colour with adjustable height. Can be fitted over all the fully integrated and underbench models with Fixed Fulcrum. Can be installed also on the models with variable fulcrum or flexifit hinges.

KITGH



Kit glass holder. It has to be fitted on the first basket but only if there are foldable racks

KITPL60FABX




















Toe kick Kit in Stainless Steel with adjustable height. Can be fitted over all the fully integrated and underbench models with Fixed Fulcrum. Can be installed also on the models with variable fulcrum or flexifit hinges.

KITPLV2



Kit extension for dishwasher and washing machine: lenght mt. 2

Symbols glossary (TT)

	<p>The Aquatest sensor is an electronic sensor that measures the degree of water transparency at the end of the initial soaking phase. Used on the values measured, the sensor sets the most suitable programme, thus obtaining the best washing results with the minimum amount of water.</p>		<p>To improve the drying of dishes without leaving stains.</p>
	<p>82 cm high</p>		<p>Delay Timer: Option to postpone the start of the desired programme by up to 24 hours in order to programme the dishwasher to run at the desired time.</p>
	<p>The Dry Assist option ensures optimal drying of the dishes by automatically opening the door at the end of the wash cycle. Reducing the rinse temperature.</p>		<p>FlexiDuo: The FlexiDuo 3rd cutlery basket allows you to arrange cutlery or small cups, ladles, or bulky utensils however you like: it consists of two separate and moveable modules.</p>
	<p>FlexiZone: The 1/2 load flexizone allows you to wash a reduced load saving energy, water and time and there are no restrictions on where the items are placed.</p>		<p>The ExtraGlide guides system makes the second basket run even smoother and softer. It facilitates movement even when fully loaded, and thanks to the increased excursion, facilitates the insertion of dishes into the basket.</p>
	<p>Noise Level: Excellent insulation and special devices keep noise to a minimum.</p>		<p>The Planetarium washing system, with high rotations per minute, guarantees complete coverage of the tank, thanks to the simultaneous rotation of base and sprayers, and excellent washing results.</p>
	<p>Delicate: Delicate washing program is designed for delicate dishes which are not heavily soiled.</p>		<p>Delicate: Delicate washing program is designed for delicate dishes which are not heavily soiled.</p>
	<p>Mix: The Mix programme is suitable for mixed crockery and everyday pots and pans, without any particular incrustation.</p>		<p>Soak programme: The soak programme provides a rinse to prevent dirt from drying.</p>
	<p>Express 27': The Express 27' programme is a quick wash cycle, at low temperatures, for lightly soiled dishes.</p>		<p>13 place settings: Number of place settings.</p>
	<p>Total Acquastop: In addition to the partial Acquastop protection present in all Smeg dishwashers, some models have an electronic device fitted to the water intake hose, which monitors water levels in the machine, detects leaks in the hose and switches off the water supply immediately when necessary.</p>		<p>Allows you to enable additional programs when selected together with any wash cycle. After having selected the required wash cycle, press the button (</p>
	<p>STERYL 75°: Intensive wash cycle ideal for plates, pots, pans, cutting boards, feeding bottles.</p>		