


GLIDE-30-2-REC

30" Built-In Glide-Out Range Hood, Recirculating



GENERAL PROPERTIES

- Glide/Slide-Out Hood
- Recirculating
- Stainless steel handle (can be replaced)

FEATURES

- Two-speed adjustment
- LED lighting
- Two dishwasher safe honeycomb filters
- Electronic rocker switch controls
- Quiet (65dBa) 300 CFM motor
- AC Capacitor Motor

TECHNICAL DETAILS

Product Dimensions (W/H/D)

29^{27/32}" / 8^{5/16}" / 11^{1/16}"

758mm / 211mm / 281mm

Cut-Out Dimensions (W/H/D)

30" / 8^{3/8}" / min. 12"

762mm / 213mm / 305mm

Handle replacement dimensions (W/H)

29^{27/32}" / Height: 3^{5/32}"

758mm / 80mm

ELECTRICAL REQUIREMENTS

110/120V / 60 Hz / 15 Amp

*Supplied with a 5ft long electrical cable and must be hardwired.

Features & Benefits

Under Cabinet Glide Out Hood

Hidden hood built over the cooktop, this discrete hood is only visible when in use. It can be smoothly pulled out to activate the extractor while cooking, and pushed back into place when idle, offering a classic way to finish your kitchen.

Two Speed Fan

High and low setting to allow proper ventilation of your kitchen as needed.

Removable Honeycomb Filters

Easy installation and detaching allows you to properly clean the filters for optimum efficiency.

Rocker Switch Controls

Front-located on/off and high/low switches make it easy to manage the light and fan.

LED Light Strips

Includes two LED strips to help illuminate your cooking surface, increase visibility, and are more energy efficient.

Powder Coating Gray and Stainless Steel Finish

Durable construction in an attractive style with a stainless steel handle that can be replaced with matching cabinetry.



Installation Details

PRODUCT DIMENSIONS (INCH/MM)

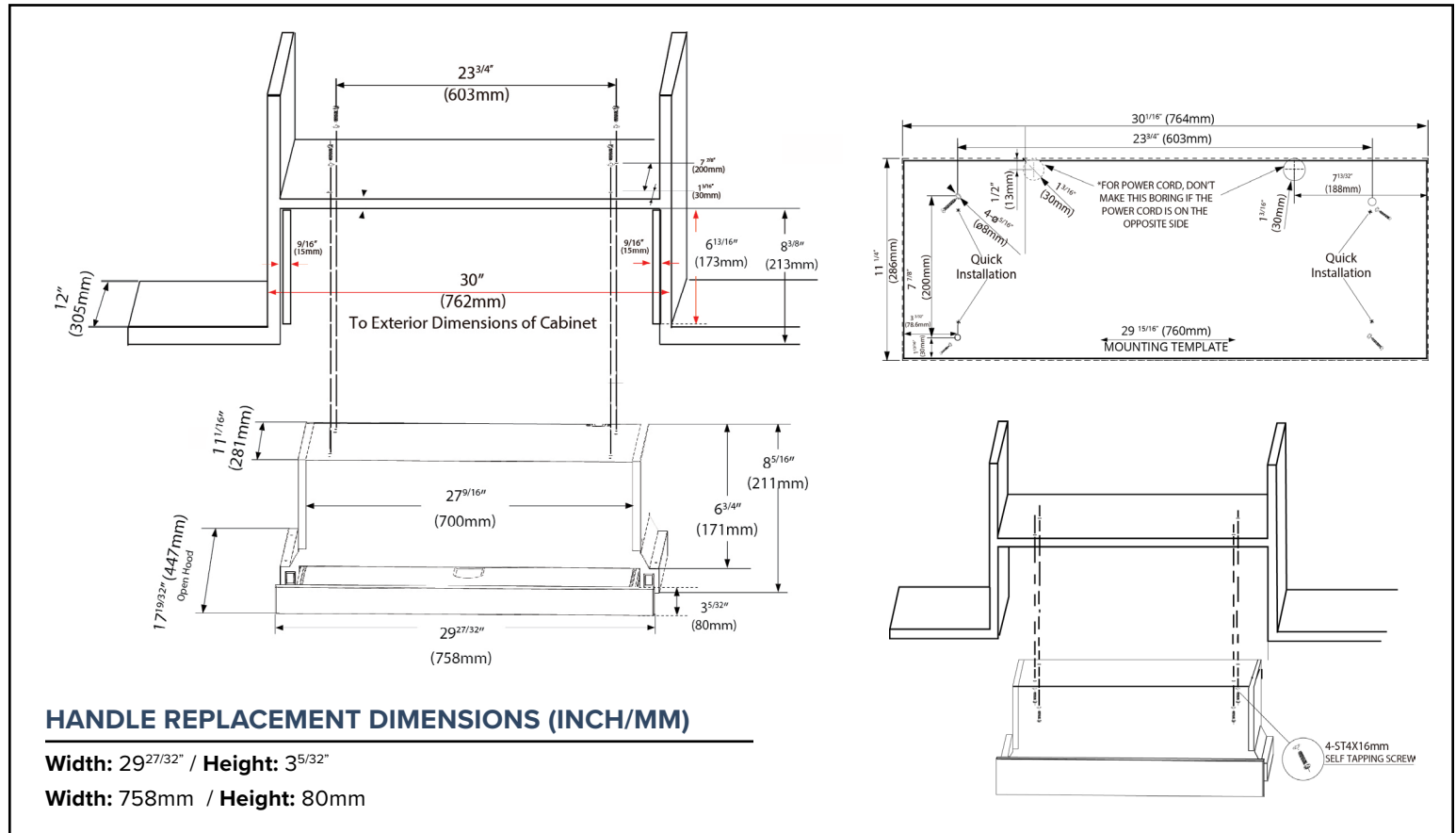
Width: 29^{27/32}" / Height: 8^{5/16}" / Depth: 11^{1/16}"

Width: 758mm / Height: 211mm / Depth: 281mm

CUT-OUT DIMENSIONS (INCH/MM)

Width: 30" / Height: 8^{3/8}" / Depth: min. 12"

Width: 762mm / Height: 213mm / Depth: 305mm

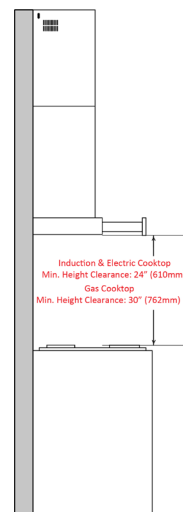
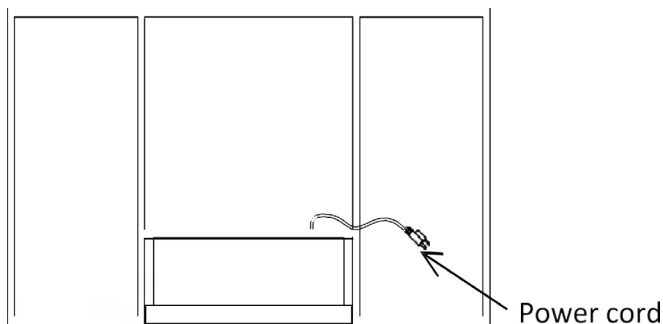


HANDLE REPLACEMENT DIMENSIONS (INCH/MM)

Width: 29^{27/32}" / Height: 3^{5/32}"

Width: 758mm / Height: 80mm

RECOMMENDED CABINET MINIMUM CLEARANCE



For optimal performance, the distance from the cooking surface to the bottom of the range hood should be between 24" and 30", unless otherwise noted. DO NOT install a range hood less than 24" above cooking surface.

*Minimum. 24" clearance space must be present between an electric or induction cook-top and the range hood, 30" min clearance is required above gas cook-tops.



WARRANTY INFORMATION

Porter & Charles Appliances are designed and manufactured to the highest standards. Each appliance is covered by a comprehensive 2-year parts and labour warranty. Refer to product warranty policy for complete terms and conditions.

FOR PARTS & SERVICE

Euro-Parts & Service
39822 Belgrave Road, Belgrave, ON. N0G 1E0 1 866 722 2262
www.euro-parts.ca • parts@euro-parts.ca • service@euro-parts.ca

Porter & Charles appliances are imported and distributed in North America by Euro-Line Appliances Inc. For more information, please visit one of our showrooms or www.ela.ca / www.elawest.ca

EURO-LINE APPLIANCES INC.

871 Cranberry Court, Oakville, ON
L6L 6J7 Canada
905.829.3980
1-800.421.6332
info@ela.ca

EURO-LINE APPLIANCES INC.

101-1014 Homer Street, Vancouver, BC
V6B 2W9, Canada
604.235.3980
1-855.ELA.WEST (352.9378)
infowest@ela.ca