

# 30" BUILT-IN COFFEE MACHINE








CODE ID

DISTINTO COFFEE MACHINE

**F7BC24B1 + F7DTK30BC**  
coffee machine + frame kit



-  LED Lighting
-  Cappuccino Maker
-  Boiling Water
-  Coffee Beans
-  Coffee Grinder

## PERFORMANCE

Espresso / 2 x Espresso  
Coffee / 2 x Coffee  
White coffee  
Latte macchiato  
Cappuccino  
Milk froth  
Warm milk  
Hot water  
Water heating Time 3 minutes  
Automatic cleaning cycle

## FEATURES

3 different coffee temperature settings  
5 coffee strength settings: extra-strong, strong, medium, light, extra-light  
5 mug size settings: espresso, corto, medium, large, pot  
Cappuccino  
Steam  
Hot water  
Stand-by (energy saving)

## SAFETY

Water hardness setting  
Coffee and water refill indicators  
Ground coffee container to empty indicator  
Cleaning indicator  
Limescale filter indicator

## INCLUDED ACCESSORIES

Container for the milk  
Telescopic rails  
Power cord with plug

# 30" BUILT-IN COFFEE MACHINE

DISTINTO COFFEE MACHINE



F7BC24B1 (coffee machine) + F7DTK30BC (frame kit)		
Type	Coffee machine	
Finish	Stainless steel	
<b>PERFORMANCE</b>		
Total no. of modes	30	
Automatic modes	Coffee, Steam, Hot water	
Programming	Full touch electronic	
Energy efficiency	A	
Annual energy consume (kWh)	45	
Water tank capacity	60 fl. oz	1,8 L
Coffee container capacity	7 oz	200 g
Coffee grinder with 13 levels regulations	•	
Cups of coffee nr.	2	
Coffee dispenser height regulation 3.14 - 3.93 in / 80 - 100 mm	•	
Retractable dispenser for steam and hot water	•	
LED lighting	•	
Filter	•	
Automatic cleaning program	•	
Milk container 25 fl.oz	•	
Drip tray	•	
Water tank refill warning light	•	
<b>ELECTRICAL SPECIFICATION (120V, 60 HZ)</b>		
Max rated power (W)	1350 W	
Pump pressure (bar)	15	
<b>SIZE</b>		
Overall dim - width	23" 1/2	(596mm)
Overall dim - height	17" 7/8	(454mm)
Overall dim - depth	16" 1/4	(412mm)
Cutout - width	22" 1/21	(560mm)
Cutout - height (min)	17" 23/32	(450mm)
Cutout - depth (min)	22" 1/21	(560mm)
<b>INSTRUCTION FOR USE</b>		
Use & Care Manual / Installation Manual	EN, SP, FR	