


HELP! THE ONLY REASON I HAVE A KITCHEN IS THAT IT CAME WITH THE HOUSE.



THE INTELLIGENT HAVE PLANS BUT THE WISE HAVE DESIGN PRINCIPLES.



**DWTPC10FI**  
24" Fully Integrated Dishwasher

Porter & Charles

2016 SPECIFICATION SHEET

# DWTPC10FI

## 24" Fully Integrated Dishwasher

*Delivering state-of-the-art performance without compromise. These European, ENERGY STAR® rated dishwashers are designed to provide the best possible results for cleanliness, shine, dryness, time, noise, water and energy consumption.*



### DISHWASHER FEATURES

- 24" (60cm) wide fully integrated tall tub dishwasher
- Custom panel and handle required
- Stainless steel interior
- Top hidden control panel
- 10 programs
- Delay timer up to 9 hours
- In-Line water heating element (cold water intake)
- 12 place setting capacity
- ENERGY STAR® rated
- Near silent operation

### DISHWASHER DIMENSIONS

- D: 24" x W: 23<sup>9/16"</sup> x H: 33<sup>7/16"</sup> - 36<sup>1/4"</sup>
- D: 610 mm x W: 598 mm x H: 850 mm - 920 mm

### ELECTRICAL REQUIREMENTS

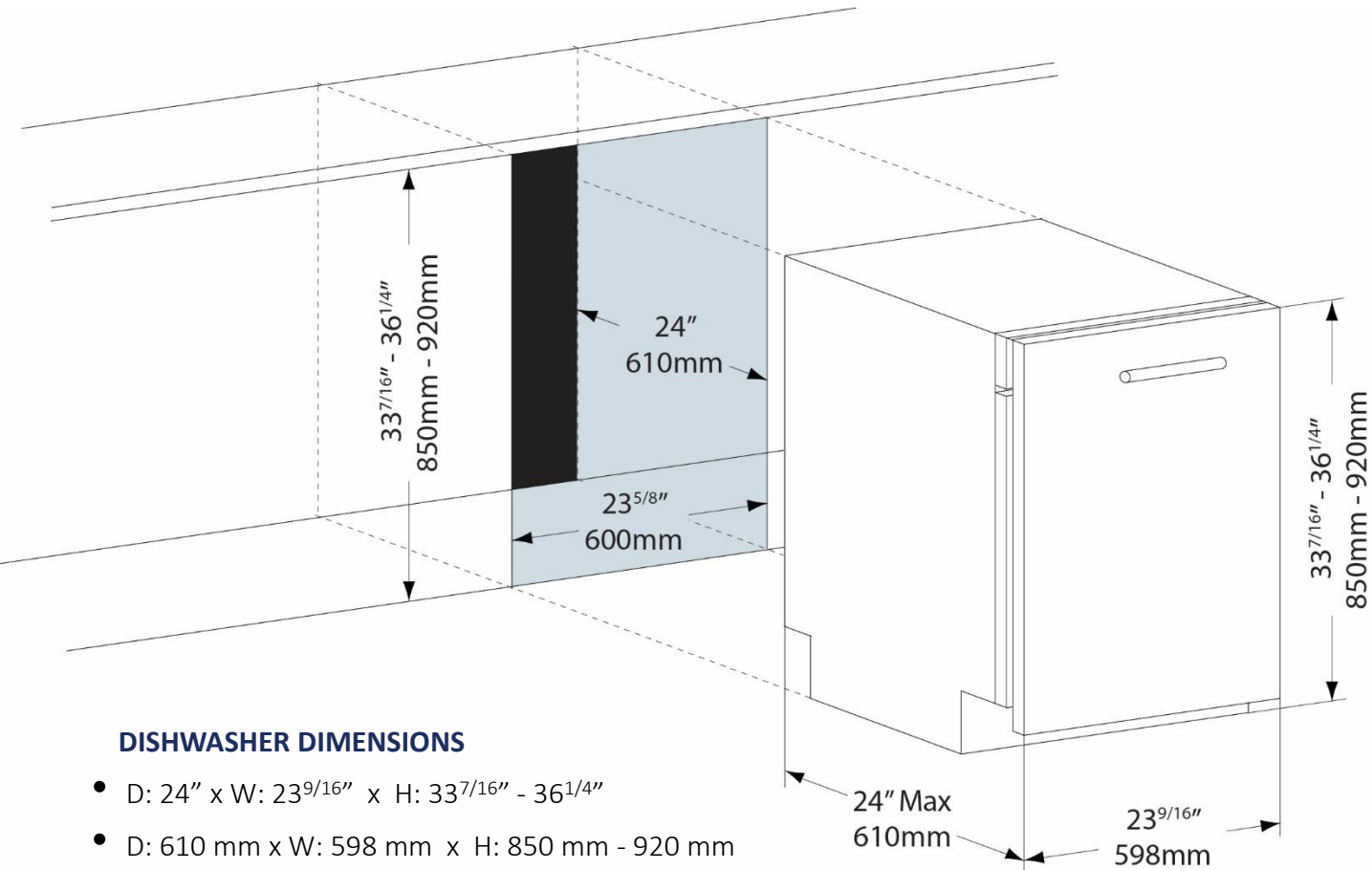
- 115 Volt, 60Hz, 15 AMP, 1300W
- Supplied with Canadian cord and plug

### CUSTOM PANEL DIMENSIONS

- Applied Panel Width: 231/2" / 597mm
- Panel Height: Min 271/2" / 699mm–  
Max 301/8" / 765mm
- Custom Panel Weight **MUST NOT EXCEED 8KG**

# SPECIFICATIONS

DWTPC10FI



## DISHWASHER DIMENSIONS

- D: 24" x W: 23<sup>9/16</sup>" x H: 33<sup>7/16</sup>" - 36<sup>1/4</sup>"
- D: 610 mm x W: 598 mm x H: 850 mm - 920 mm

## CUSTOM PANEL DIMENSIONS


- Applied Panel Width: 23 1/2" / 597mm
- Panel Height: Min 27 1/2" / 699mm–  
Max 30 1/8" / 765mm
- Custom Panel Weight **MUST NOT EXCEED 8KG**

## ELECTRICAL REQUIREMENTS

- 115 Volt, 60Hz, 15 AMP, 1300W
- Supplied with Canadian cord and plug

## WATER SUPPLY

- PORTER&CHARLES dishwashers can be hooked up to hot or cold water
- PORTER&CHARLES dishwasher are supplied with an inlet hose that attaches onto a faucet



Porter & Charles Appliances are designed and manufactured to the highest standards. Each appliance is covered by a comprehensive 2-year parts and labour warranty.

Refer to product warranty policy for complete terms and conditions.

#### FOR PARTS AND SERVICE

Euro-Parts & Service

39822 Belgrave Road, Belgrave, ON. N0G 1E0  
1 800 678 8352 (Canada) • 1 800 561 4614 (U.S.)

[www.euro-parts.ca](http://www.euro-parts.ca) • [parts@euro-parts.ca](mailto:parts@euro-parts.ca) • [service@euro-parts.ca](mailto:service@euro-parts.ca)

Porter & Charles appliances are imported and distributed in North America by Euro-Line Appliances Inc. For more information, please visit one of our showrooms or [www.euro-line-appliances.com](http://www.euro-line-appliances.com) / [www.elawest.com](http://www.elawest.com)

#### EURO-LINE APPLIANCES INC.

871 Cranberry Court  
Oakville, ON L6L 6J7 Canada  
905 829 3980  
1 800 421 6332

[marketing@euro-line-appliances.com](mailto:marketing@euro-line-appliances.com)

#### EURO-LINE APPLIANCES WEST INC.

2912 West 4th Avenue  
Vancouver, BC V6K 1R2 Canada  
604 235 3980  
1 855 ELA WEST (352.9378)

[info@elawest.com](mailto:info@elawest.com)

